




# LINKABLE TITAN

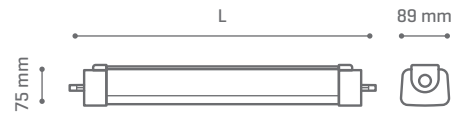
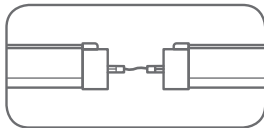
- La pantalla industrial estanca con LED integrado, de sección cuadrada.
- The industrial screen with integrated LED, high luminous flux and high-profile technical specifications.
- L'écran industriel à LED intégrée, flux lumineux élevé et spécifications techniques haut de gamme.
- Il paralume industriale con LED integrato, alto flusso luminoso e caratteristiche tecniche di alto profilo.
- Industrieller Schirm mit integrierter LED, hohem Lichtstrom und professionellen technischen Spezifikationen.






## TITAN Linkable N

	W	K	Lm	L	
30970504LK	50W	4000K	6500	1200 mm	1/6
30970504LKS 	50W	4000K	6500	1200 mm	1/6
30970604LK	60W	4000K	7800	1500 mm	1/4
30970604LKS 	60W	4000K	7800	1500 mm	1/4



- Conexión lineal
- Linkable
- Câblage traversant
- Collegabile
- Verknüpfbar

## ACCESSORIES

		
30970000	Suspension Kit for Titan	1
30970001	Titan Sensor Remote control	1

**5 YEARS**  
GUARANTEE

**MAT** ALU + PC · COLOUR: Blanco / White / Blanc