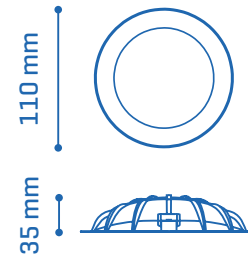
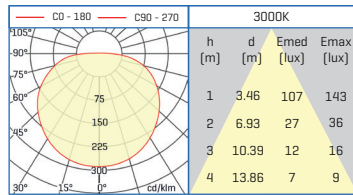


# MOON DATASHEET



## MOON 9W

	W	K	Lm	mA	
30560093	9W	3000K	500	300	1/50



### ADDITIONAL TECHNICAL DATA

#### LED CHIP

Light Source	BRIDGELUX SMD 2835
Color Temperature	3000K
Colour Rendering Index	CRI 83
Led Lifespan	L70>32.000h
Photobiological safety	RG1

#### DRIVER

Model	KEDH009S0300NR12A7
Input Voltaje	220/240V-50hz
Output Voltaje	15-30Vdc / 45Vdc Max.
Output Current	300mA
Efficiency	<90%
Temperature Index	Ta:45° Tc:75°
Ingress Protection	IP20

- Efecto bóveda - luz indirecta
- Vault effect - indirect lighting
- Effet dôme - lumière indirecte
- Effetto volta - luce riflessa
- Luce riflessa - effetto volta
- Kuppel-effekt - indirekte beleuchtung

# MOON DATASHEET

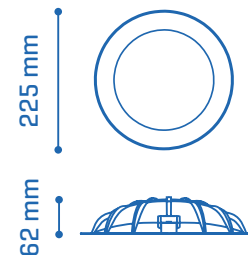


## MOON 24W

	W	K	Lm	mA	☒
30560243	24W	3000K	1600	600	1/10
30560244	24W	4000K	1700	600	1/10



C0 - 180 C90 - 270	3000K				4000K			
	h (m)	d (m)	Emed (lux)	Emax (lux)	h (m)	d (m)	Emed (lux)	Emax (lux)
75°	1	2.18	311	414	1	2.18	330	440
150°	2	4.37	78	104	2	4.37	83	110
225°	3	6.55	35	46	3	6.55	37	49
300°	4	8.73	19	26	4	8.73	21	28



## ADDITIONAL TECHNICAL DATA

### LED CHIP

Light Source	BRIDGELUX SMD 2835
Color Temperature	3000K / 4000K
Colour Rendering Index	CRI 83
Led Lifespan	L70>32.000h
Photobiological safety	RG1

### DRIVER

Model	KEDH024S0600NR22A9
Input Voltaje	220/240V-50hz
Output Voltaje	30-40Vdc / 55Vdc Max.
Output Current	600mA
Efficiency	<90%
Temperature Index	Ta:45° Tc:85°
Ingress Protection	IP20
Flicker	<2%

- Efecto bóveda - luz indirecta
- Vault effect - indirect lighting
- Effet dôme - lumière indirecte
- Effetto volta - luce riflessa
- Luce riflessa - effetto volta
- Kuppel-effekt - indirekte beleuchtung

BODY **ALU** COLOUR: Blanco Mate / Matt White / Blanc Mat