

FLAT DATA SHEET



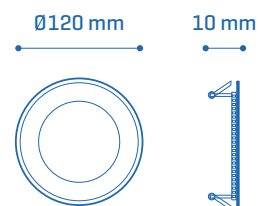
FLAT 6W

	W	K	Lm	mA	☐
30070063	6W	3000K	450	300	1/40
30070064	6W	4000K	480	300	1/40

|
 |
 85-265 V 50-60 Hz CRI >80 |
 -20+50°C |
 |
 |
 |
 NO DIM |
 ON OFF |
 > 15.000 |
 30.000 h. |
 120° |
 DRIVER INCL |
 Ø105 mm



	3000K				4000K			
	h (m)	d (m)	Emed (lux)	Emax (lux)	h (m)	d (m)	Emed (lux)	Emax (lux)
1	3.46	119	160		3.46	127	170	
2	6.93	29	40		6.93	32	43	
3	10.39	13	18		10.39	14	19	
4	13.86	7	10		13.86	8	11	



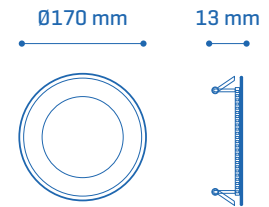
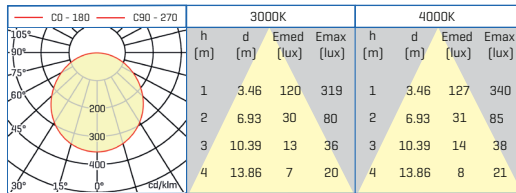
FLAT DATA SHEET



FLAT 12W

	W	K	Lm	mA	☐
30070123	12W	3000K	900	300	1/40
30070124	12W	4000K	960	300	1/40

|
 |
 85-265 V
50-60 Hz
CRI >80 |
 -20+50°C |
 |
 |
 |
 NO DIM |
 ON/OFF |
 > 15.000 |
 30.000 h. |
 120° |
 DRIVER INCL |
 Ø155 mm



FLAT DATA SHEET



FLAT 18W

	W	K	Lm	mA	⊞
30070183	18W	3000K	1350	300	1/20
30070184	18W	4000K	1440	300	1/20
30070186	18W	6000K	1440	300	1/20

|
 |
 85-265 V
50-60 Hz
CRI >80

-20+50°C

NO DIM

ON OFF
> 15.000

30.000 h.

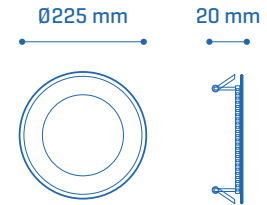
120°

DRIVER INCL

Ø210 mm

Emergency Kit compatible

C0 - 180 C90 - 270	3000K				4000-6000K			
	h [m]	d [m]	Emed [lux]	Emax [lux]	h [m]	d [m]	Emed [lux]	Emax [lux]
105°	1	3.46	284	479	1	3.46	302	511
90°	2	6.93	71	120	2	6.93	76	128
75°	3	10.39	32	53	3	10.39	34	57
60°	4	13.86	18	30	4	13.86	19	32



FLAT DATA SHEET



FLAT 24W

	W	K	Lm	mA	
30070243	24W	3000K	1800	300	1/20
30070244	24W	4000K	1920	300	1/20

|
 |
 85-265 V
50-60 Hz
CRI >80

-20+50°C

NO DIM

ON/OFF
> 15.000

30.000 h.

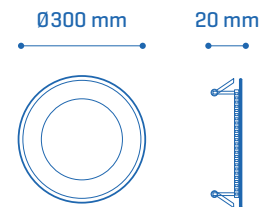
120°

DRIVER INCL

Ø280 mm

Emergency Kit compatible

C0 - 180 C90 - 270	3000K				4000K			
	h [m]	d [m]	Emed [lux]	Emax [lux]	h [m]	d [m]	Emed [lux]	Emax [lux]
1	3.46	479	638		1	3.46	510	681
2	6.93	119	160		2	6.93	127	170
3	10.39	53	71		3	10.39	57	76
4	13.86	29	40		4	13.86	32	43



BODY COLOUR: Blanco Mate / Matt White / Blanc Mat

FLAT SQUARE DATA SHEET



FLAT Square 18W

	W	K	Lm	mA	⊞
30080183	18W	3000K	1350	300	1/20
30080184	18W	4000K	1440	300	1/20

|
 |
 85-265 V
50-60 Hz
CRI >80

-20+50°C

IP 20

IK 08

NO DIM

ON/OFF
> 15.000

30.000 h.

120°

DRIVER INCL

210 X 210 mm

Emergency Kit compatible

	3000K				4000K			
	h [m]	d [m]	Emed [lux]	Emax [lux]	h [m]	d [m]	Emed [lux]	Emax [lux]
1	3.46	284	479		1	3.46	302	511
2	6.93	71	120		2	6.93	76	128
3	10.39	32	53		3	10.39	34	57
4	13.86	18	30		4	13.86	19	32

