

# PLANET 2 DATASHEET

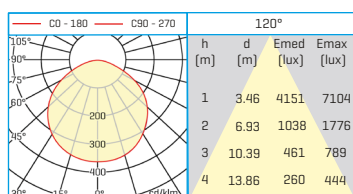


## PLANET 150W

	W	K	Lm	
30701504	150W	4000K	19500	1

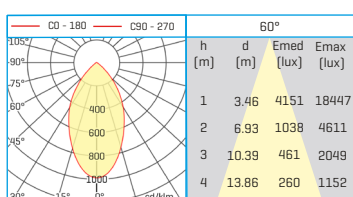
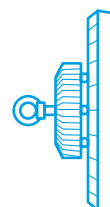



5 YEARS GUARANTEE



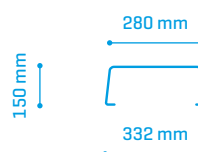
Ø345 mm

178,5 mm



## ACCESSORIES

30700000	60° Beam Angle Lens · Lentes para ángulo de 60° 150 W	1
30700002	Surface Fixed Bracket · Soporte fijo de superficie	1



BODY **ALU** · COLOUR: Negro Mate / Matt Black / Noir Mat

DIFFUSER **PC**

# PLANET 2 DATASHEET

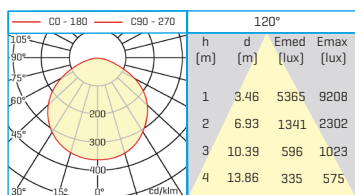


## PLANET 200W

	W	K	Lm	
30702004	200W	4000K	26000	1

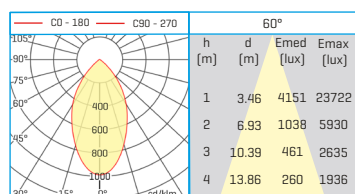
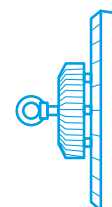



**5 YEARS GUARANTEE**



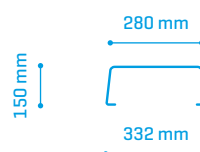
Ø400 mm

196 mm



## ACCESSORIES

30700001	60° Beam Angle Lens · Lentes para ángulo de 60° 200 W	1
30700002	Surface Fixed Bracket · Soporte fijo de superficie	1



BODY **ALU** · COLOUR: Negro Mate / Matt Black / Noir Mat

DIFFUSER **PC**